


# Sign up for Mobile Money in a SNAP!!




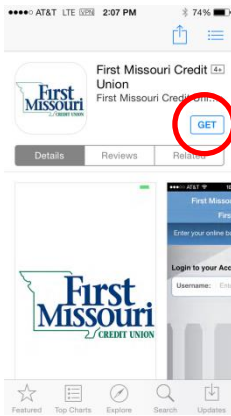
Start with your mobile banking icon

Download FMCU's mobile banking app from the appropriate App Store

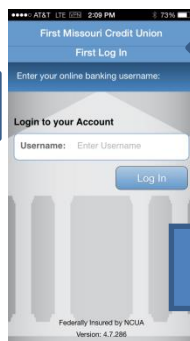
On your device, open Google Play or the App Store and search for First Missouri Credit Union,



Download the First Missouri Credit Union application to activate mobile money

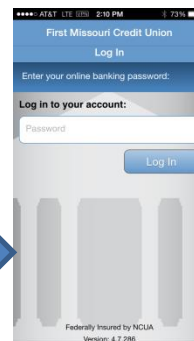


Answer 'Challenge' question



Enter your current Virtual Branch user name/logon ID

Enter you Virtual Branch Security Code and follow the prompts



The next time you select the app on your smartphone, you will only need to enter your (virtual branch) security code.